




 ONTARIO TABLE TENNIS RANKING LIST March 15, 2023		Level	HP Players	Events Played	Club	Tot Pts Fitrd	Total Points	Points	Bonus Points	Internationals			Nationals			Provincials			Regionals (Challenges)			House Leagues			
Rank	Name									L	Played	Points	L	Played	Points	L	Played	Points	L	Played	Points	L	Played	Points	
1	WANG, Eugene Zhen	2		17	True North TTC	41,862.92	41,862.92	31,862.92	10,000.00	2	14	29,050.42	5	3	2,812.50										
2	HAZIN, Jeremy	2	HP	18	True North TTC	19,667.62	19,667.62	9,667.62	10,000.00	2	14	6,417.62	5	4	3,250.00										
3	FU, Ching Nam	5	HP	12	True North TTC	7,680.76	7,680.76	6,430.76	1,250.00	5	4	372.22	5	7	5,812.50	7	1	246.04							
4	Ji, Max J.L.	3	HP	7	True North TTC	7,545.21	7,545.21	2,545.21	5,000.00	3		735.57	5	4	1,395.09	9	3	414.55							
5	XU, Jessie	5	HP	27	Three 10 TTC	7,243.48	7,243.48	5,993.48	1,250.00	5	8	1,116.15	5	7	2,718.75	6	12	2,158.58							
6	TONG, May	3		5	CCTA	7,230.88	7,230.88	2,230.88	5,000.00	3	1	702.60	5	3	1,343.75	7	1	184.53							
7	CAI, Demi Yu Ting	5	HP	24	GTTC Academy	5,295.90	5,295.90	4,045.90	1,250.00	5	4	483.26	6	6	1,448.44	6	14	2,114.20							
8	GREWAL, Jordan	6	HP	17	True North TTC	3,687.89	3,687.89	2,750.39	937.50	6	3	210.94	8	5	847.06	6	8	1,688.04				18	1	4.36	
9	XU, David	6	HP	20	Three 10 TTC	3,678.41	3,678.41	2,740.91	937.50	6	5	93.75	8	6	797.55	6	9	1,849.61							
10	ZHANG, Frederick	6	HP	22	True North TTC	3,389.95	3,389.95	2,452.45	937.50				10	6	554.43	6	14	1,842.03	11		2	55.99			
11	CHEN, Hongtao	5		5	True North TTC	3,140.63	3,140.63	1,890.63	1,250.00	5	3	140.63	5	2	1,750.00										
12	WANG, Michelle	6	HP	14	Elite TTTC	2,941.52	2,941.52	2,004.02	937.50	9		234.4	6	3	301.34	6	11	1,679.23							
13	YE, Zelin	5		10	Individual aff	2,671.10	2,671.10	1,421.10	1,250.00	5	4	500.00	8	5	738.84	9	1	182.25							
14	CAI, Nicole Yu Jing	5		9	GTTC Academy	2,472.75	2,472.75	1,222.75	1,250.00	5	3	375.00	6	3	406.25	9	3	441.50							
15	GUO, Kevin	8	HP	12	True North TTC	2,386.74	2,386.74	2,074.24	312.50				8	6	1,196.67	8	6	877.57							
16	ZHANG, Sunny	7	HP	29	GTTC Academy	2,289.36	2,289.36	1,664.36	625.00				11	4	87.89	7	19	1,569.55	13		6	6.91			
17	YU, James Bei Bei	6	HP	13	True North TTC	2,195.50	2,195.50	1,258.00	937.50				6	5	280.33	8	7	897.58	9		1	80.09			
18	LI, Zachary Zhihao	7		21	True North TTC	2,132.84	2,132.84	1,507.84	625.00				10	5	138.26	7	15	1,297.49	10		1	72.08			
19	PARIKH, Vedant	7	HP	21	True North TTC	2,091.52	2,091.52	1,466.52	625.00				10	4	94.45	7	14	1,312.21	11		2	40.26	11	1	19.61
20	WU, Siqian	5		1	True North TTC	2,000.00	2,000.00	750.00	1,250.00				5	1	750.00										
21	ZHONG, Judy	5	HP	10	Geng TTA	1,960.94	1,960.94	710.94	1,250.00				5	5	484.78	9	1	180.00	13		4	46.17			
22	ZHAO, Amy	7	HP	22	True North TTC	1,951.89	1,951.89	1,326.89	625.00				10	4	101.57	7	18	1,225.32							
23	YANG, Ruoyan	8	HP	29	Three 10 TTC	1,922.96	1,922.96	1,610.46	312.50				10	6	202.42	8	19	1,401.27	14		3	4.60	18	1	2.18
24	DULLAERT, Meech	6	HP	12	Geng TTA	1,857.57	1,857.57	920.07	937.50				9	4	53.92	6	5	853.61	11		3	12.55			
25	CUI, Angela	6	HP	8	Elite TTTC	1,740.39	1,740.39	802.89	937.50				6	2	100.34	7	5	677.78	12		1	24.77			
26	RATHEESH, Ohmkar	7		21	MyTTC Waterloo	1,709.00	1,709.00	1,084.00	625.00				11	4	34.24	7	12	973.73	11		4	65.14	13	1	10.89
27	SHEN, Derek	8	HP	20	Three 10 TTC	1,669.31	1,669.31	1,356.81	312.50				10	3	86.91	8	14	1,244.00	11		2	15.00	13	1	10.89
28	LIN, Julia Qiulei	7	HP	26	Elite TTTC	1,627.60	1,627.60	1,002.60	625.00				13	6	38.65	7	18	961.95	14		2	2.01			
29	DU, Aaron	8	HP	28	True North TTC	1,479.58	1,479.58	1,167.08	312.50		4		11	5	208.69	8	17	954.96	13		2	3.43			
30	POON, Yan Ying Valerie	6		5	True North TTC	1,329.36	1,329.36	391.86	937.50							6	5	391.86							
31	LIU, Shuai	6		2	Individual aff	1,277.29	1,277.29	339.79	937.50				6	1	93.75	7	1	246.04							
32	RAHIME, Zakria	7	5	CCTA	1,243.24	1,243.24	618.24	625.00								7	4	561.60				11	1	56.64	
33	SINGH, Harnoor	7	3	MyTTC Waterloo	1,202.90	1,202.90	577.90	625.00								7	3	577.90							
34	MOKHOV, Andrey	7	4	MyTTC	1,193.64	1,193.64	568.64	625.00								7	3	540.32				11	1	28.32	
35	QAMRI, Abdul Javad	7	12	MyTTC	1,165.65	1,165.65	540.65	625.00					11	2	17.75	7	5	434.85	10		3	31.41	11	2	56.64
36	BASHTBAVI, Hamed	6		2	CCTA	1,103.14	1,103.14	165.64	937.50				6	1	93.75							11	1	71.89	
37	BAI, Sophia	8	22	Individual aff	1,102.73	1,102.73	790.23	312.50		10	1	46.87	11	3	20.36	8	17	722.59	15		1	0.40			
38	BU, Alexander	6		2	CCTA	1,067.81	1,067.81	130.31	937.50				6	2	130.31										
39	ZAGOSKIN, Sergei	7	3	Three 10 TTC	1,055.04	1,055.04	430.04	625.00								7	2	406.08				11	1	23.96	
40	BAI, Stephanie	8	24	Individual aff	1,033.29	1,033.29	720.79	312.50		3			11	4	45.72	8	16	674.51	14		1	0.57			
41	CHEN, Jaelen	9	HP	27	Three 10 TTC	1,003.25	1,003.25	768.87	234.38				12	3	71.31	9	18	613.20	11		5	66.93	11	1	17.43
42	LIN, Austin Yimin	7	4	MyTTC Waterloo	972.93	972.93	347.93	625.00					11	2	11.89	7	2	336.04							
43	LI, Marvello	9	HP	20	Three 10 TTC	933.38	933.38	699.00	234.38				13	2	10.99	9	15	671.47	13		2	5.65	13	1	10.89
44	ZHANG, Kenny Fengjia	8	HP	28	GTTC Academy	931.98	931.98	619.48	312.50				13	4	16.07	8	18	596.53	13		6	6.89			
45	FAN, Nina Yuyang	9	21	True North TTC	876.13	876.13	641.75	234.38					10	3	99.87	9	16	540.18	15		2	1.71			
46	YOU, Justin	8	HP	8	True North TTC	835.32	835.32	522.82	312.50				11	4	42.61	8	4	480.20							
47	LEWIS, Rohan Donovan	7	2	MyTTC	821.08	821.08	196.08	625.00								7	2	196.08							
48	ZHAO, Aiden	9	22	True North TTC	794.57	794.57	560.19	234.38					13	3	12.16	9	16	532.74	13		3	15.28			
49	XIE, Lucas	9	HP	23	Geng TTA	788.95	788.95	554.57	234.38		4		11	5	140.91	9	7	357.69	13		7	55.97			
50	LIU, Rachel	9	HP	17	Three 10 TTC	757.08	757.08	522.70	234.38				16	1	1.45	9	13	519.78	15		2	0.45	17	1	1.02
51	DAI, Xi	8	7	MyTTC Waterloo	755.92	755.92	443.42	312.50								8	6	434.20	12		1	9.22			
52	SUNG, Glacier	9	8	Three 10 TTC	748.52	748.52	514.14	234.38					9	4	71.83	9	4	442.31							
53	ABAYA, Abdurraouf	8	12	Individual aff	740.50	740.50	428.00	312.50					11	1	5.86	8	5	293.25	9		6	128.89			
54	LIN, Amber Xihan	9	HP	20	Elite TTTC	736.19	736.19	501.81	234.38				11	3	19.60	9	16	477.10	16		1	5.11			
55	SHEN, Kate	9	8	Elite TTTC	688.59	688.59	454.21	234.38								9	8	454.21							
56	WANG, Angie	9	HP	9	Elite TTTC	656.71	656.71	422.33	234.38				13	1	6.59	9	7	415.55	16		1	0.19			
57	SANGHU, Mung	9	7	MyTTC Waterloo	653.63	653.63	419.25	234.38								9	5	403.31	11		2	15.94			
58	KRISHNAN, Chandru	8	11	Individual aff	644.29	644.29	331.79	312.50					11	1	11.72	8	5	276.58	11		5	43.50			
59	MORE, Rupesh	8	9	MyTTC	629.90	629.90	317.40	312.50								8	5	259.92	11		3	42.23	11	1	15.25
60	THOI, Chak Fung Matthieu	11	11	Elite TTTC	593.02	593.02	475.83	117.19					13	2	10.80	11	9	465.03							
61	ZHANG, Adele	11	HP	17	Elite TTTC	572.91	572.91	455.72	117.19				13	2	7.45	11	12	442.46	13		3	5.81			
62	LAO, Dong	8	10	CCTA	559.82	559.82	247.32	312.50					11	2	16.66	8	3	181.60	13		3	8.83	11	2	40.23
63	SHAN, Baole	9	HP	7	Elite TTTC	553.67	553.67	319.29	234.38							9	7	319.29							
64	XIE, Wendy	9	HP	17	Elite TTTC	511.96	511.96	277.58	234.38				15	2	5.07	9	13	270.86	16		2	1.65			
65	SANKARAN, Divyashri																								

 RANKING LIST March 15, 2023				Level	HP Players	Events Played	Club	Tot Pts Ftrd	Total Points	Points	Bonus Points	Internationals			Nationals			Provincials			Regionals (Challenges)			House Leagues			
Rank	Name											L	Played	Points	L	Played	Points	L	Played	Points	L	Played	Points	L	Played	Points	
85	LINH, Eric			9		3	MyTTC	364.78	364.78	130.40	234.38							9	3	130.40							
86	JIANG, Jian			9		3	MyTTC	360.63	360.63	126.25	234.38							9	1	58.71				11	2	67.54	
87	SHEN, William			9		3	Three 10 TTC	356.56	356.56	122.18	234.38							9	2	116.57	12		1	5.62			
88	DONG, Xiaouu			9		2	TRIPLE 8 TTA	356.56	356.56	122.18	234.38							9	1	120.00				18	1	2.18	
89	YANG, Zhichen			9		5	Three 10 TTC	356.17	356.17	121.79	234.38			9	4	61.79		9	1	60.00							
90	SURYVANSHI, Vishal			9		5	MyTTC	352.31	352.31	117.93	234.38							9	3	89.06	12		1	13.62	13	1	15.25
91	WU, Kate			10	HP	8	Three 10 TTC	351.05	351.05	194.80	156.25			10	3	108.74		11	2	83.74	14		3	2.31			
92	MAH, Zachary			13	HP	18	Elite TTTC	341.90	341.90	283.31	58.59			15	2	4.63		13	13	278.14	15		3	0.54			
93	LIU, Dillon			9		1	MyTTC Waterloo	335.83	335.83	101.45	234.38							9	1	101.45							
94	BURDO, Ron			9		2	CCTA	326.03	326.03	91.65	234.38			9	1	24.11								11	1	67.54	
95	AMIR, Kamran			9		1	MyTTC	324.38	324.38	90.00	234.38							9	1	90.00							
95	CHAU, Paul			9		1	MyTTC	324.38	324.38	90.00	234.38							9	1	90.00							
95	CHOPRA, Sanjeev			9		1	Individual aff	324.38	324.38	90.00	234.38							9	1	90.00							
98	GREENIDGE, Colin			9		2	Individual aff	320.52	320.52	86.14	234.38							9	1	60.00				11	1	26.14	
99	LIU, Dong			9		4	Geng TTA	316.82	316.82	82.44	234.38							9	1	58.88	12		3	23.56			
100	HAZIN, Sam			9		2	MyTTC	315.89	315.89	81.51	234.38							9	2	81.51							
101	KUMAR, Mohit			9		3	MyTTC	315.28	315.28	80.90	234.38							9	1	61.97	11		1	18.16	17	1	0.77
102	WONG, Yu Kiu			11	HP	7	GTTC Academy	315.02	315.02	197.83	117.19							11	7	197.83							
103	Pareek, Priyanka			9		3	Ottawa TTC	314.88	314.88	80.50	234.38									9		2	80.09	17	1	0.41	
104	NAGPURE, Nilaksh			9		1	MyTTC	310.47	310.47	76.09	234.38							9	1	76.09							
105	TELLIS, Brian			9		4	MyTTC	306.22	306.22	71.84	234.38							9	1	65.24	16		1	1.74	15	2	4.86
106	MAZLOOMIAN, Alborz			9		6	MyTTC Waterloo	306.17	306.17	71.79	234.38							9	4	66.95	13		2	4.84			
107	LI, Ella			13	HP	17	True North TTC	287.75	287.75	229.16	58.59			15	2	3.43		13	12	225.24	15		2	0.49	18	1	
108	SADEGHI, Pedram			9		2	MyTTC	282.77	282.77	48.39	234.38							9	1	44.03				18	1	4.36	
109	KERWIN, Emile Schaaf			10		3	MyTTC	276.04	276.04	119.79	156.25							10	2	102.36				11	1	17.43	
110	GHAFFARINEJAD, Ashkan			10		4	MyTTC	267.95	267.95	111.70	156.25							10	2	111.39	15		2	0.31			
111	KABANI, Hussain			9		1	MyTTC	258.49	258.49	24.11	234.38			9	1	24.11											
112	SU, Joshua			11		11	Geng TTA	253.42	253.42	136.23	117.19			13	1	4.19		14	2	49.31	11		8	82.73			
113	KAMALIA, Aydin			11		6	MyTTC	253.41	253.41	136.22	117.19							11	4	136.07	16		2	0.15			
114	YIN, Jiayou			13		12	Elite TTTC	247.93	247.93	189.34	58.59							13	11	189.07	15		1	0.27			
115	YANG, Denis			13	HP	13	GTTC Academy	242.02	242.02	183.43	58.59			15	1	2.47		13	11	180.33	13		1	0.63			
116	SHARMA, Ankit			10		2	Individual aff	239.54	239.54	83.29	156.25							10	2	83.29							
117	RONG, Artemis			13		8	Three 10 TTC	237.38	237.38	178.79	58.59							13	8	178.79							
118	BHUGON, Oliver			10		2	Elite TTTC	233.95	233.95	77.70	156.25									10		2	77.70				
119	ZHANG, Eva			13		11	Three 10 TTC	229.24	229.24	170.65	58.59							13	8	170.49	16		3	0.16			
120	CHARBONNEAU, Stephane			10		3	Ottawa TTC	228.91	228.91	72.66	156.25									10	2	72.08	17	1	0.57		
121	CALDERARO, Sienna			13	HP	9	Three 10 TTC	227.42	227.42	168.83	58.59							13	6	168.24	15		2	0.33	18	1	0.26
122	SHVARZMAN, Mark			10		10	CCTA	220.71	220.71	64.46	156.25							10	5	53.23	13		4	10.31	16	1	0.92
123	MU, Kathleen			11		12	Geng TTA	219.91	219.91	102.72	117.19							11	3	32.31	11		9	70.41			
124	HANNA, Jonathan			11		6	MyTTC	209.45	209.45	92.26	117.19							11	5	92.20	17		1	0.05			
125	ZHANG, Owen Jiaye			13	HP	10	GTTC Academy	208.10	208.10	149.51	58.59			15	1	2.47		13	8	147.03	18		1	0.01			
126	YOUNG, Rod			11		3	Individual aff	205.23	205.23	88.04	117.19							11	3	88.04							
127	LI, Xin			13		4	Three 10 TTC	202.70	202.70	144.11	58.59			13	1	6.59		13	3	137.52							
128	ZHAO, Olivia			13	HP	9	Three 10 TTC	199.06	199.06	140.47	58.59							13	5	139.63	16		3	0.32	18	1	0.51
129	ITALIYA, Aum D.			10		7	MyTTC	198.12	198.12	41.87	156.25							10	2	33.54	13		4	7.04	17	1	1.28
130	LEWIS, Hunter			11		6	Sudbury Smashers	197.23	197.23	80.04	117.19							13	2	41.79	11		4	38.25			
131	MA, Jack			11		5	GTTC Academy	196.41	196.41	79.22	117.19							11	3	78.93	16		2	0.28			
132	DAMBAL, Vageesh			10		1	Individual aff	196.10	196.10	39.85	156.25							10	1	39.85							
133	BAHOJB HABIBIAN, Sasan			11		4	CCTA	195.09	195.09	77.90	117.19							11	2	77.75	16		2	0.15			
134	MARTENS, Oleg			11		2	MyTTC	189.08	189.08	71.89	117.19													11	2	71.89	
135	GULATI, Suhaan			11		1	Individual aff	184.73	184.73	67.54	117.19												11	1	67.54		
136	KRIVONOSOV, Ivan			11		4	MyTTC	180.55	180.55	63.36	117.19							11	2	62.68	15		2	0.68			
137	EASTON, Miles			12	HP	3	Three 10 TTC	178.39	178.39	100.26	78.13			12	2	54.69		13	1	45.57							
138	WEI, Adrian			11		4	Three 10 TTC	177.20	177.20	60.01	117.19			11	2	22.10		13	2	37.90							
139	NG, Hungsum Sam			11		1	CCTA	176.01	176.01	58.82	117.19												11	1	58.82		
140	LU, Zijian			11		1	Individual aff	173.83	173.83	56.64	117.19												11	1	56.64		
141	YU, Jack			11		1	CCTA	171.65	171.65	54.46	117.19												11	1	54.46		
142	SAYAR, Serim Dogac			11		2	Ottawa TTC	171.25	171.25	54.06	117.19										11		2	54.06			
143	WANG, Aaron			13	HP	16	Individual aff	170.34	170.34	111.75	58.59			15	1	2.47		13	10	104.21	14		4	4.63	17	1	0.44
144	AHMADZAI, Omar			11		4	Sudbury Smashers	170.24	170.24	53.05	117.19									11		4	53.05				
145	ODORCIC, Zelko			11		7	MyTTC	170.06	170.06	52.87	117.19			11	1	5.86		11	4	41.11				15	2	5.89	
146	ROZHIN, Yury			11		5	Ottawa TTC	169.56	169.56	52.37	117.19									11		4	51.85	17	1	0.52	
147	KOH, Sienna			13		6	MyTTC Waterloo	169.28	169.28	110.69	58.59							13	5	108.03	17		1	2.66			
148	JAIN, Veer			11		3	BATT Athletic	168.62	168.62	51.43	117.19							11	1	27.89	12		2	23.54			
149	Peddi, Santosh			11		1	CCTA	167.30	167.30	50.11	117.19												11	1	50.11		
150	JARAMILLO, Maria Jose			13		5	MyTTC Waterloo	165.77	165.77	107.18	58.59							13	4	107.17	18		1	0.01			
151	THURAIRAJAH, Uthayachelvan			11		1	CCTA	165.12	165.12	47.93	117.19												11	1	47.93		
152	LU, Yi			11		1	Individual aff	162.94	162.94	45.75	117.19												11	1	45.75		
153	ZHANG, Kingsley			13	HP	12	Sportspace	162.43	162																		

 ONTARIO TABLE TENNIS RANKING LIST March 15, 2023			Level	HP Players	Events Played	Club	Tot Pts Ftrd	Total Points	Points	Bonus Points	Internationals			Nationals			Provincials			Regionals (Challenges)			House Leagues		
											L	Played	Points	L	Played	Points	L	Played	Points	L	Played	Points	L	Played	Points
253	CHEN, Shana	16		6	True North TTC	53.58	53.58	38.93	14.65							16	5	36.13	17	1	2.80				
254	YANG, Kevin	14	HP	6	Elite TTTC	51.25	51.25	12.19	39.06							14	2	5.30	15	4	6.89				
255	WANG, Kevin	14		1	MyTTC	51.06	51.06	12.00	39.06							14	1	12.00							
256	DENG, Andy	16		5	True North TTC	48.18	48.18	33.53	14.65							16	4	30.58	17	1	2.95				
257	YUAN, Helen	14	HP	5	MyTTC	48.06	48.06	9.00	39.06							14	3	8.80	16	2	0.21				
258	SO, Yiu Chung Derek	15		2	Individual aff	48.05	48.05	18.75	29.30							15	2	18.75							
259	WANG, Sophia Ziqing	15	HP	4	GTTC Academy	48.00	48.00	18.70	29.30							15	2	13.98	16	2	4.73				
260	CHUNG, Hayden	16	HP	3	True North TTC	46.95	46.95	32.30	14.65							16	3	32.30							
261	KANJI, Xavier	16		3	Individual aff	45.22	45.22	30.57	14.65							16	3	30.57							
262	ZHANG, Lucas	14		4	True North TTC	44.88	44.88	5.82	39.06							14	3	5.79	17	1	0.03				
263	OCHWAT, Julia	14		5	MyTTC	41.85	41.85	2.79	39.06							14	1	0.08	15	4	2.71				
264	JIANG, Jill	15		3	CCTTA	41.50	41.50	12.20	29.30													15	3	12.20	
265	FU, Liheng	14		5	GENG TTA	41.49	41.49	2.43	39.06										14		5	2.43			
266	CALDERARO, Luca	15	HP	1	Three 10 TTC	40.58	40.58	11.28	29.30							15	1	11.28							
267	SHAHID, Ammad	14		3	MyTTC	40.46	40.46	1.40	39.06										14		3	1.40			
268	Li, Gary	14		1	Sudbury Smashers	40.36	40.36	1.30	39.06										14	1	1.30				
269	ZHANG, Hongbin	14		1	Sudbury Smashers	40.30	40.30	1.24	39.06										14	1	1.24				
270	AHMADIAN-YAZDI, Hossein	14		8	MyTTC	40.30	40.30	1.24	39.06							14	2	0.38	15	6	0.86				
271	CHEN, Jerry	15		1	MyTTC Waterloo	40.02	40.02	10.72	29.30							15	1	10.72							
272	BIESIADA, Joe	14		1	Sudbury Smashers	39.99	39.99	0.93	39.06										14		1	0.93			
273	PATHERIA, Mohammed	14		1	Sudbury Smashers	39.94	39.94	0.88	39.06										14		1	0.88			
274	LUO, Calvin	14		5	MyTTC	39.88	39.88	0.82	39.06							14	1	0.16	15	4	0.66				
275	WANG, Yujing	14		1	Ottawa TTC	39.63	39.63	0.57	39.06										14		1	0.57			
275	SANTALA, Ken	14		1	Individual aff	39.63	39.63	0.57	39.06										14	1	0.57				
277	IYER, Vikram	14		3	Individual aff	39.61	39.61	0.55	39.06							14	1	0.32	15	2	0.23				
278	LI, Richard	14		3	Individual aff	39.56	39.56	0.50	39.06							14	1	0.12	15	2	0.38				
279	POON, Andrew	14		3	CCTTA	39.41	39.41	0.35	39.06							14	2	0.22	16	1	0.13				
280	RAHMAN, Md Nayeemur	14		1	BATT Athletic	39.33	39.33	0.27	39.06							14	1	0.27							
281	GAO, Wesley Mingqian	14		3	Individual aff	39.33	39.33	0.27	39.06							14	2	0.14	16	1	0.13				
282	COUTURE, Roger	14		1	Sudbury Smashers	39.27	39.27	0.21	39.06										14		1	0.21			
283	LAM, Raymond	14		1	MyTTC	39.22	39.22	0.16	39.06							14	1	0.16							
283	WEERASINGHEGE, Udara	14		1	MyTTC	39.22	39.22	0.16	39.06							14	1	0.16							
285	BHEDA, Ritik	14		2	MyTTC	39.19	39.19	0.13	39.06							14	1	0.12	18	1	0.01				
286	CHENG, Joshua	14		1	MyTTC	39.16	39.16	0.10	39.06							14	1	0.10							
287	SHOKER, Eric	14		1	Individual aff	39.14	39.14	0.08	39.06							14	1	0.08							
288	KANKARIA, Saarth	14		2	MyTTC	39.14	39.14	0.08	39.06							14	1	0.08				18	1		
289	SHIH, Winston	14		1	MyTTC	39.12	39.12	0.06	39.06							14	1	0.06							
290	TAN, Andy	14		1	Individual aff	39.12	39.12	0.06	39.06							14	1	0.06							
291	HOANG, Hai	14		1	MyTTC	39.11	39.11	0.05	39.06							14	1	0.05							
292	ZHOU, Eugene	16	HP	4	Individual aff	39.00	39.00	24.35	14.65			16	1	1.45	16	3	22.90								
293	CHUNG, Hayley	15	HP	1	True North TTC	38.97	38.97	9.67	29.30							15	1	9.67							
294	YAO, Wei Wei	15		1	Individual aff	37.74	37.74	8.44	29.30													15	1	8.44	
295	LAN, Nancy	15		2	CCTTA	37.43	37.43	8.13	29.30													15	2	8.13	
296	XU, Alan	15		1	CCTTA	37.23	37.23	7.93	29.30													15	1	7.93	
297	LIANG, Tony	15		2	CCTTA	36.60	36.60	7.30	29.30													15	2	7.30	
298	HUANG, Xiong Tian	15		2	CCTTA	35.65	35.65	6.35	29.30													15	2	6.35	
299	GONG, Dick	15		1	CCTTA	35.18	35.18	5.88	29.30													15	1	5.88	
300	ZHAO, Pincheng	15		2	CCTTA	34.79	34.79	5.49	29.30													15	2	5.49	
301	CHEN, Daguo	15		1	CCTTA	34.67	34.67	5.37	29.30													15	1	5.37	
302	GOVIL, Sudhanshu	15		2	CCTTA	34.47	34.47	5.17	29.30													15	2	5.17	
303	RAMAROSON, Teddy	15		1	CCTTA	34.16	34.16	4.86	29.30													15	1	4.86	
304	YAM, Mike	15		1	CCTTA	33.90	33.90	4.60	29.30													15	1	4.60	
305	DA, John	15		1	CCTTA	33.65	33.65	4.35	29.30													15	1	4.35	
305	WAN, Kingsley	15		1	CCTTA	33.65	33.65	4.35	29.30													15	1	4.35	
307	ROSAL, Rj Carbero	15		1	Individual aff	33.39	33.39	4.09	29.30													15	1	4.09	
308	SONG, Michael	15		1	CCTTA	33.30	33.30	4.00	29.30										15		1	4.00			
309	KE, Jesse	15		5	MyTTC	33.24	33.24	3.94	29.30							15	2	0.33	15	2	0.53	15	1	3.07	
310	YANG, Jack	15		1	CCTTA	33.14	33.14	3.84	29.30													15	1	3.84	
310	ZHANG, Hong Bin	15		1	CCTTA	33.14	33.14	3.84	29.30													15	1	3.84	
310	LEUNG, Ken	15		1	MyTTC	33.14	33.14	3.84	29.30													15	1	3.84	
313	SENGUPTA, Arindam	15		1	CCTTA	32.63	32.63	3.33	29.30													15	1	3.33	
313	LEE, Bing	15		1	CCTTA	32.63	32.63	3.33	29.30													15	1	3.33	
315	LIU, Daniel	15		1	CCTTA	32.37	32.37	3.07	29.30													15	1	3.07	
315	SINGH, Brijeshwar Partap	15		1	BATT Athletic	32.37	32.37	3.07	29.30													15	1	3.07	
315	DIAS, Steven	15		1	MyTTC	32.37	32.37	3.07	29.30													15	1	3.07	
318	CHONG, Herbert	15		1	CCTTA	32.11	32.11	2.81	29.30													15	1	2.81	
318	CHAN, Wilson	15		1	CCTTA	32.11	32.11	2.81	29.30													15	1	2.81	
318	SHAFE, Alexander	15		1	CCTTA	32.11	32.11	2.81	29.30													15	1	2.81	
318	TONG, Tze K.	15		1	CCTTA	32.11	32.11	2.81	29.30													15	1	2.81	
322	SHAIKH, Ahmed Ali	15		1	MyTTC	31.86	31.86	2.56	29.30													15	1	2.56	
323	YAN, Darian	15		1	Individual aff	31.77	31.77	2.47	29.30			15	1	2.47											
324	MITHANI, Farhan	15		1	MyTTC	31.60	31.60	2.30	29.30													15	1	2.30	
325	MOLINA, Adrian	15		1	MyTTC	31.35	31.35	2.05	29.30													15	1	2.05	
326	FUNG, Ricky	15		1	MyTTC	31.09	31.09	1.79	29.30													15	1	1.79	
327	CHAN, Frankie	15		3	MyTTC	30.94	30.94	1.64	29.30													15	3	1.64	
328	Li, Kevin	16																							

 ONTARIO TABLE TENNIS RANKING LIST March 15, 2023		Level	HP Players	Events Played	Club	Tot Pts Ftrd	Total Points	Points	Bonus Points	Internationals			Nationals			Provincials			Regionals (Challenges)			House Leagues			
										L	Played	Points	L	Played	Points	L	Played	Points	L	Played	Points	L	Played	Points	
337	ZHANG, Henry	15		2	Individual aff	29.58	29.58	0.28	29.30							15	1	0.09				18	1	0.19	
338	ZHANG, Sam	15		3	CCTTA	29.58	29.58	0.28	29.30							15	1	0.07	16		2	0.20			
339	DAHALE, Kaiwaiya	15		1	Sudbury Smashers	29.49	29.49	0.19	29.30										15		1	0.19			
340	HOSSAIN, Kazi	15		1	Sunny CSC	29.37	29.37	0.07	29.30										15		1	0.07			
340	DAI, Yingjun	15		2	Ottawa TTC	29.37	29.37	0.07	29.30										15		2	0.07			
342	KOVACS, Sophie	16		1	Elite TTTC	29.30	29.30	14.65	14.65							16	1	14.65							
343	HARI KISHORE, Krrish	16		2	Elite TTTC	29.11	29.11	14.46	14.65							16	1	11.93	17		1	2.53			
344	HUANG, Sihang	16	HP	1	Individual aff	26.58	26.58	11.93	14.65							16	1	11.93							
345	LAU, Jeffrey	16		3	CCTTA	25.39	25.39	10.74	14.65													16		3	10.74
346	HUANG, Siqi	16	HP	2	Individual aff	25.38	25.38	10.73	14.65							16	2	10.73							
347	ZHAO, Matthew	16		1	Individual aff	24.37	24.37	9.72	14.65							16	1	9.72							
348	GIOLITTI GUMULKA, Patrick	16		4	MyTTC	21.76	21.76	7.11	14.65							16	2	6.47	16		1	0.12	18	1	0.51
349	DAI, Anna	16		1	Individual aff	21.46	21.46	6.81	14.65							16	1	6.81							
350	HUANG, Sichang	16	HP	2	Individual aff	20.98	20.98	6.33	14.65							16	2	6.33							
351	ZHONG, Ethan	16		1	Individual aff	19.49	19.49	4.84	14.65							16	1	4.84							
352	GIRBEA, Adrian Florin	16		2	MyTTC Waterloo	19.27	19.27	4.62	14.65							16	1	4.59	17		1	0.03			
353	XIN, Edward	16		1	GTTC Academy	19.01	19.01	4.36	14.65							16	1	4.36							
354	CHEZHAN, Nischal	16		3	MyTTC	18.77	18.77	4.12	14.65							16	1	3.74	16		1	0.12	18	1	0.26
355	LI, Henry Jian	16		2	CCTTA	18.45	18.45	3.80	14.65													16		2	3.80
356	XIN, Emily	17	HP	3	GTTC Academy	17.78	17.78	10.46	7.32							17	2	7.36	17		1	3.10			
357	DANG, Paul	16		2	CCTTA	17.56	17.56	2.91	14.65													16		2	2.91
358	WANG, Fan	16		2	CCTTA	17.44	17.44	2.79	14.65													16		2	2.79
359	CHOW, Sunny	16		2	CCTTA	17.14	17.14	2.49	14.65													16		2	2.49
360	LIU, Stephen	16		3	CCTTA	17.07	17.07	2.42	14.65													16		3	2.42
361	SHUM, Tat Kuen	16		2	CCTTA	16.81	16.81	2.16	14.65													16		2	2.16
362	BADALOO, Adil	16		1	MyTTC	16.58	16.58	1.93	14.65									16		1	1.93				
363	NG, Marcos	16		2	CCTTA	16.56	16.56	1.91	14.65													16		2	1.91
364	LUU, Andy	16		2	CCTTA	16.50	16.50	1.85	14.65													16		2	1.85
365	RAJESH, Ganga	16		1	Individual aff	16.48	16.48	1.83	14.65									16		1	1.83				
366	ARGUME, Robert	16		2	CCTTA	16.48	16.48	1.83	14.65													16		2	1.83
367	THAWER, Rizwan	16		1	Individual aff	16.39	16.39	1.74	14.65									16		1	1.74				
368	Ji, Jared	16		2	CCTTA	16.36	16.36	1.71	14.65													16		2	1.71
369	HOAN, Henry	16		1	CCTTA	16.24	16.24	1.59	14.65													16		1	1.59
370	LEE, Peter	16		2	CCTTA	16.20	16.20	1.55	14.65													16		2	1.55
371	BARUA, Soumen	16		1	CCTTA	16.07	16.07	1.42	14.65													16		1	1.42
371	LEE, Allan	16		1	CCTTA	16.07	16.07	1.42	14.65													16		1	1.42
373	IP, Bill	16		2	CCTTA	16.06	16.06	1.41	14.65													16		2	1.41
374	LI, Zysten	17	HP	4	Elite TTTC	15.97	15.97	8.65	7.32							17	2	5.20	18		2	3.45			
375	WAN, Steven	16		1	CCTTA	15.90	15.90	1.25	14.65													16		1	1.25
375	LI, Ping	16		1	CCTTA	15.90	15.90	1.25	14.65													16		1	1.25
377	HU, Kyle	16		1	Individual aff	15.88	15.88	1.23	14.65							16	1	1.23							
377	WU, Jassmine	16		1	Individual aff	15.88	15.88	1.23	14.65							16	1	1.23							
379	ZHAI, Weixin	16		1	CCTTA	15.74	15.74	1.09	14.65													16		1	1.09
379	CHAN, Wing Sing	16		1	CCTTA	15.74	15.74	1.09	14.65													16		1	1.09
381	LING, Simon	16		1	CCTTA	15.65	15.65	1.00	14.65													16		1	1.00
382	MAKKAWI, Yousif	16		2	Ottawa TTC	15.04	15.04	0.39	14.65									16		1	0.19	18	1	0.19	
383	CHEUNG, Ho Him Micah	16		2	MyTTC	15.03	15.03	0.38	14.65									16		1	0.12	18	1	0.26	
384	DIXON, Ben	16		2	Ottawa TTC	14.87	14.87	0.22	14.65									16		2	0.22				
385	WANG, Yihan	16		2	GTTC Academy	14.86	14.86	0.21	14.65									16		2	0.21				
386	LEWIS, Ricky	16		1	MyTTC	14.84	14.84	0.19	14.65									16		1	0.19				
387	SHENOY, Navin	16		1	MyTTC	14.83	14.83	0.18	14.65									16		1	0.18				
388	HONG, Grace	16		1	GTTC Academy	14.82	14.82	0.17	14.65									16		1	0.17				
389	MANZOOR, Zafar	16		1	MyTTC	14.79	14.79	0.14	14.65									16		1	0.14				
390	GEORGE, Abin	16		1	BATT Athletic	14.79	14.79	0.14	14.65									16		1	0.14				
391	SKOWRONSKI, John	16		1	Sudbury Smashers	14.78	14.78	0.13	14.65									16		1	0.13				
392	MENDE, John	16		1	Sudbury Smashers	14.75	14.75	0.10	14.65									16		1	0.10				
393	BRUSER, Jerrol	16		1	Sudbury Smashers	14.74	14.74	0.09	14.65									16		1	0.09				
394	FRAPPIER, Billy	16		1	Sudbury Smashers	14.73	14.73	0.08	14.65									16		1	0.08				
395	CUI, Wei	16		3	Ottawa TTC	14.72	14.72	0.07	14.65									16		3	0.07				
396	LIU, Chris	16		1	Geng TTA	14.71	14.71	0.06	14.65									16		1	0.06				
396	SAHIN, Mehmet Furkan	16		1	Ottawa TTC	14.71	14.71	0.06	14.65									16		1	0.06				
398	ZHANG, Andy	17		1	Individual aff	14.61	14.61	7.29	7.32							17	1	7.29							
399	LIU, Laura	18		1	CCTTA	14.55	14.55	10.89	3.66													18		1	10.89
399	LIU, Kevin Kaiwen	18		1	CCTTA	14.55	14.55	10.89	3.66													18		1	10.89
401	WANG, Terry	17		1	Individual aff	14.24	14.24	6.92	7.32							17	1	6.92							
402	LU, Leo	17		2	Individual aff	13.91	13.91	6.59	7.32							17	1	6.58	18		1	0.01			
403	LEE, Cheuk Kiu	17		2	CCTTA	13.22	13.22	5.90	7.32							17	2	5.90							
404	YOUSSEF, Martin	17		1	Individual aff	12.90	12.90	5.58	7.32							17	1	5.58							
405	LIANG, Daniel	17		2	Individual aff	12.66	12.66	5.34	7.32							17	2	5.34							
406	MOHEBBI, Ahmad	18		1	CCTTA	12.37	12.37	8.71	3.66													18		1	8.71
406	KISYUK, Serhiy	18		1	CCTTA	12.37	12.37	8.71	3.66													18		1	8.71
408	KAZMI, Murtaza	17		1	Individual aff	11.07	11.07	3.75	7.32							17	1	3.75							
409	NOGALES, Mathias	17		1	Individual aff	10.89	10.89	3.57	7.32							17	1	3.57							
410	HUANG, Siyuan	18	HP	3	Individual aff	10.32	10.32	6.66	3.66							18	2	5.87	18		1	0.79			

 ONTARIO TABLE TENNIS RANKING LIST March 15, 2023				Level	HP Players	Events Played	Club	Tot Pts Ftrrd	Total Points	Points	Bonus Points	Internationals			Nationals			Provincials			Regionals (Challenges)			House Leagues			
Rank	Name											L	Played	Points	L	Played	Points	L	Played	Points	L		Played	Points	L	Played	Points
421	CINERARI, Frank	17		1	CCTTA	9.11	9.11	1.79	7.32															17	1	1.79	
422	ZUO, William	18		2	GTTC Academy	8.88	8.88	5.22	3.66						18	2	5.22								17	1	1.53
423	XU, Hongwu	17		1	CCTTA	8.85	8.85	1.53	7.32																17	1	1.53
424	FUNG, Steve	17		2	CCTTA	8.40	8.40	1.08	7.32																17	2	1.08
425	ZHANG, Reid Yongrui	17		2	CCTTA	8.39	8.39	1.07	7.32																17	2	1.07
426	RAJENDRA, Arul	17		1	CCTTA	8.16	8.16	0.84	7.32																17	1	0.84
427	LEE, Jae Soo	17		2	CCTTA	8.12	8.12	0.80	7.32																17	2	0.80
428	LI, Victor Ping-Wa	17		2	CCTTA	8.09	8.09	0.77	7.32																17	2	0.77
429	BHADRA, Arindam	17		1	Individual aff	8.09	8.09	0.77	7.32																17	1	0.77
429	GANGAL, Maitreyee	17		1	MyTTC	8.09	8.09	0.77	7.32																17	1	0.77
431	SO, Albert	17		1	CCTTA	8.03	8.03	0.71	7.32																17	1	0.71
432	NG, Gordon	18		1	Individual aff	8.02	8.02	4.36	3.66																18	1	4.36
432	CAI, Guo Biao Bill	18		1	CCTTA	8.02	8.02	4.36	3.66																18	1	4.36
432	SESHADRI, Sangeetha	18		1	CCTTA	8.02	8.02	4.36	3.66																18	1	4.36
435	REN, Ken	17		1	CCTTA	7.95	7.95	0.63	7.32																17	1	0.63
435	LAM, Paul	17		1	CCTTA	7.95	7.95	0.63	7.32																17	1	0.63
435	XIAO, Jun	17		1	CCTTA	7.95	7.95	0.63	7.32																17	1	0.63
438	MA, John Man-Hon	17		1	CCTTA	7.92	7.92	0.60	7.32																17	1	0.60
439	LI, Hannah	17		1	CCTTA	7.90	7.90	0.58	7.32																17	1	0.58
440	ZHOU, Scott	17		1	CCTTA	7.89	7.89	0.57	7.32																17	1	0.57
440	ZHANG, Allen	17		1	Individual aff	7.89	7.89	0.57	7.32																17	1	0.57
440	ZHANG, Jun	17		1	CCTTA	7.89	7.89	0.57	7.32																17	1	0.57
443	CHOW, Jack	17		1	CCTTA	7.84	7.84	0.52	7.32																17	1	0.52
444	SONG, Daniel	17		1	CCTTA	7.82	7.82	0.50	7.32																17	1	0.50
445	Xingxing, Li	17		1	Ottawa TTC	7.81	7.81	0.49	7.32																17	1	0.49
445	FENG, Huitao Momoko	17		1	CCTTA	7.81	7.81	0.49	7.32																17	1	0.49
447	KWOK, Peter	17		2	CCTTA	7.78	7.78	0.46	7.32																17	2	0.46
448	CHIU, Kin Ming Dicky	17		1	CCTTA	7.76	7.76	0.44	7.32																17	1	0.44
449	Vojvodic, Predrag	17		1	Ottawa TTC	7.70	7.70	0.38	7.32																17	1	0.38
449	LUI, Yau Cheung	17		1	CCTTA	7.70	7.70	0.38	7.32																17	1	0.38
449	MA, Andrew	17		1	CCTTA	7.70	7.70	0.38	7.32																17	1	0.38
452	Joshi, Samir	17		1	Ottawa TTC	7.67	7.67	0.35	7.32																17	1	0.35
453	Kalinowski, Christian	17		1	Ottawa TTC	7.65	7.65	0.33	7.32																17	1	0.33
453	Zhou, Wan Fang	17		1	Ottawa TTC	7.65	7.65	0.33	7.32																17	1	0.33
453	HSU, Caleb	17		1	CCTTA	7.65	7.65	0.33	7.32																17	1	0.33
456	LIU, Lydia	18		1	True North TTC	7.64	7.64	3.98	3.66						18	1	3.98										
456	CUI, Andrew	18	HP	1	GTTC Academy	7.64	7.64	3.98	3.66						18	1	3.98										
458	Keyong, Liu	17		1	Ottawa Para TTC	7.62	7.62	0.30	7.32																17	1	0.30
458	Gu, Siwei	17		1	Ottawa TTC	7.62	7.62	0.30	7.32																17	1	0.30
458	LAU, David S.C.	17		1	CCTTA	7.62	7.62	0.30	7.32																17	1	0.30
458	WONG, Harris	17		1	CCTTA	7.62	7.62	0.30	7.32																17	1	0.30
462	SUNDRAM, Sanjay	17		2	Ottawa TTC	7.48	7.48	0.16	7.32										17		1	0.02			18	1	0.14
463	MIHAI, Adrian	17		3	Ottawa TTC	7.46	7.46	0.14	7.32										17		2	0.03			18	1	0.11
464	CHEN, Vayne	18		1	True North TTC	7.44	7.44	3.78	3.66						18	1	3.78										
465	WATTO, Mohsin	17		3	Individual aff	7.40	7.40	0.08	7.32										17		3	0.08					
466	YIN, Lucas	17		2	Geng TTA	7.40	7.40	0.08	7.32										17		2	0.08					
467	LIU, Andy	17		1	Geng TTA	7.38	7.38	0.06	7.32										17		1	0.06					
467	COUTURE, Luc	17		1	Sudbury Smashers	7.38	7.38	0.06	7.32										17		1	0.06					
469	WANG, Joseph	17		1	Geng TTA	7.38	7.38	0.06	7.32										17		1	0.06					
469	LAPENSEE, Todd	17		1	Sudbury Smashers	7.38	7.38	0.06	7.32										17		1	0.06					
471	LAPENSEE, Eric	17		1	Sudbury Smashers	7.38	7.38	0.06	7.32										17		1	0.06					
472	GAO, Sophia	17		1	GENG TTA	7.37	7.37	0.05	7.32										17		1	0.05					
473	ALAM, Imtiaz	17		1	Ottawa TTC	7.36	7.36	0.04	7.32										17		1	0.04					
473	FARMAHIN, Arman	17		1	Geng TTA	7.36	7.36	0.04	7.32										17		1	0.04					
473	DIAS, Evan	17		2	MyTTC	7.36	7.36	0.04	7.32										17		2	0.04					
476	LUCHKIN, Kyryl	17		2	Ottawa TTC	7.35	7.35	0.03	7.32										17		2	0.03					
476	PILNY, Juraj	17		2	Ottawa TTC	7.35	7.35	0.03	7.32										17		2	0.03					
478	GUAY, Alexandre	17		1	Ottawa QTF	7.34	7.34	0.02	7.32										17		1	0.02					
478	CHEN, Raymond	17		1	Geng TTA	7.34	7.34	0.02	7.32										17		1	0.02					
480	GONG, Harrison	18	HP	1	GTTC Academy	7.25	7.25	3.59	3.66						18	1	3.59										
481	SENGUPTA, Mayukh	18		1	Individual aff	5.88	5.88	2.22	3.66										18		1	2.22					
482	NG, Stanley	18		1	CCTTA	5.84	5.84	2.18	3.66																18	1	2.18
483	QIAN, Audrey	18	HP	1	GTTC Academy	5.26	5.26	1.60	3.66						18	1	1.60										
484	YAN, Emily	18	HP	1	GTTC Academy	5.18	5.18	1.52	3.66						18	1	1.52										
485	YAN, Elena	18	HP	1	GTTC Academy	5.11	5.11	1.45	3.66						18	1	1.45										
486	CHOY, Chi Choong	18		1	CCTTA	4.94	4.94	1.28	3.66																18	1	1.28
486	LI, Warren Kwok Keung	18		1	CCTTA	4.94	4.94	1.28	3.66																18	1	1.28
488	LI, Vivian Hangzhi	18		1	Three 10 TTC	4.49	4.49	0.83	3.66										18		1	0.83					
489	TAM, Chris	18		2	CCTTA	4.27	4.27	0.61	3.66																18	2	0.61
490	GUO, Dehong	18		3	CCTTA	4.24	4.24	0.58	3.66																18	3	0.58
491	SONG, Ming Hao	18		1		4.17	4.17	0.51	3.66																18	1	0.51
492	KWOK, Janet	18		2	CCTTA	4.13	4.13	0.47	3.66																18	2	0.47
493	TOMASCHOFF, Gideon																										

 ONTARIO TABLE TENNIS RANKING LIST March 15, 2023		Level	HP Players	Events Played	Club	Tot Pts Ftrd	Total Points	Points	Bonus Points	Internationals			Nationals			Provincials			Regionals (Challenges)			House Leagues			
										L	Played	Points	L	Played	Points	L	Played	Points	L	Played	Points	L	Played	Points	
503	KWOK, Anthony	18		1	CCTTA	3.85	3.85	0.19	3.66														18	1	0.19
503	CHAN, Isa	18		1	CCTTA	3.85	3.85	0.19	3.66														18	1	0.19
507	LUMA, Sam	18		1	Ottawa TTC	3.82	3.82	0.16	3.66														18	1	0.16
507	ZHU, Xiaoyang	18		1	Ottawa Para TTC	3.82	3.82	0.16	3.66														18	1	0.16
507	DENG, Dayan	18		1	Ottawa TTC	3.82	3.82	0.16	3.66														18	1	0.16
507	HUEN, Steven	18		1	CCTTA	3.82	3.82	0.16	3.66														18	1	0.16
507	LI, Raymond	18		1	CCTTA	3.82	3.82	0.16	3.66														18	1	0.16
507	TU, Jim	18		2	CCTTA	3.82	3.82	0.16	3.66														18	2	0.16
513	YAM, Federick	18		1	Ottawa TTC	3.80	3.80	0.14	3.66														18	1	0.14
513	NGAI, Steven	18		1	CCTTA	3.80	3.80	0.14	3.66														18	1	0.14
515	BARUA, Shongkho	18		2	CCTTA	3.78	3.78	0.12	3.66										18		1	0.01	18	1	0.11
516	TSE, Alex	18		1		3.77	3.77	0.11	3.66														18	1	0.11
516	WANG, Rengchun	18		1	Ottawa TTC	3.77	3.77	0.11	3.66														18	1	0.11
518	DUFORD, Wayne	18		4	Ottawa TTC	3.76	3.76	0.10	3.66										18		3	0.02	18	1	0.08
519	SADEGHI, Brian	18		1	CCTTA	3.74	3.74	0.08	3.66														18	1	0.08
520	BIAN, Shiyuan	18		1	CCTTA	3.74	3.74	0.08	3.66														18	1	0.08
520	KWAN, John	18		1	CCTTA	3.74	3.74	0.08	3.66														18	1	0.08
520	CHAN, Harold	18		1	CCTTA	3.74	3.74	0.08	3.66														18	1	0.08
520	AU, Sandy	18		1	CCTTA	3.74	3.74	0.08	3.66														18	1	0.08
524	PADILLA, Alberto	18		2	Ottawa TTC	3.72	3.72	0.06	3.66										18		1	0.01	18	1	0.05
525	LIU, Yubing	18		1	CCTTA	3.71	3.71	0.05	3.66														18	1	0.05
525	ZHAO, Yuwei	18		1	CCTTA	3.71	3.71	0.05	3.66														18	1	0.05
527	ZHAO, Yuanming	18		3	Ottawa TTC	3.70	3.70	0.04	3.66										18		2	0.01	18	1	0.03
528	TONG, Lianhua	18		1	CCTTA	3.69	3.69	0.03	3.66														18	1	0.03
528	SMITH, Doug	18		1	Ottawa TTC	3.69	3.69	0.03	3.66														18	1	0.03
528	SHI, Jie	18		1	Ottawa Para TTC	3.69	3.69	0.03	3.66														18	1	0.03
528	PAN, Paul	18		1	CCTTA	3.69	3.69	0.03	3.66														18	1	0.03
532	YIN, George	18		2	Geng TTA	3.68	3.68	0.02	3.66										18		2	0.02			
533	BARNES, Bruce	18		1	Ottawa TTC	3.67	3.67	0.01	3.66										18		1	0.01			
533	HAKIM, Ahmad Qawim	18		1	Ottawa TTC	3.67	3.67	0.01	3.66										18		1	0.01			
533	HENG, Jee Chiong	18		1	Ottawa TTC	3.67	3.67	0.01	3.66										18		1	0.01			
533	BLACKBURN, Stuart	18		1	Ottawa TTC	3.67	3.67	0.01	3.66										18		1	0.01			
533	MACBURNIE, Mike	18		1	Sudbury Smashers	3.67	3.67	0.01	3.66										18		1	0.01			
533	MENDE, Howie	18		1	Sudbury Smashers	3.67	3.67	0.01	3.66										18		1	0.01			
533	COUTURE, Roch	18		1	Sudbury Smashers	3.67	3.67	0.01	3.66										18		1	0.01			
533	FRAPPIER, Elliot	18		1	Sudbury Smashers	3.67	3.67	0.01	3.66										18		1	0.01			
533	BOSILJIC, Luka	18		1	Ottawa TTC	3.67	3.67	0.01	3.66										18		1	0.01			
533	MBALLO, Evrard	18		1	Ottawa TTC	3.67	3.67	0.01	3.66										18		1	0.01			
533	NGUYEN, Viet	18		1	Ottawa TTC	3.67	3.67	0.01	3.66										18		1	0.01			
533	CHAN, Si Man	18		1	CCTTA	3.67	3.67	0.01	3.66										18		1	0.01			
533	CHAN, Hoi Lam	18		1	CCTTA	3.67	3.67	0.01	3.66										18		1	0.01			
533	HOWLADER, Jaber	18		1	Sunny CSC	3.67	3.67	0.01	3.66										18		1	0.01			
533	KO, Vincent	18		1	MyTTC	3.67	3.67	0.01	3.66										18		1	0.01			
533	ZHAO, Steve	18		2	Ottawa TTC	3.67	3.67	0.01	3.66										18		2	0.01			
533	LIANG, Chuhan	18		1	CCTTA	3.67	3.67	0.01	3.66										18		1	0.01			
533	BHARGAVA, Arjav	18		2	Ottawa TTC	3.67	3.67	0.01	3.66										18		2	0.01			
533	MCCELLAN, Thomas	18		2	Ottawa TTC	3.67	3.67	0.01	3.66										18		2	0.01			
533	SINGH, Angadvveer	18		2	Ottawa TTC	3.67	3.67	0.01	3.66										18		2	0.01			
533	MIALL, Logan	18		2	Ottawa TTC	3.67	3.67	0.01	3.66										18		2	0.01			
533	NAVAS-SANCHEZ, Leonel	18		2	Ottawa TTC	3.67	3.67	0.01	3.66										18		2	0.01			
533	TSANG, Anson	18		2	Ottawa TTC	3.67	3.67	0.01	3.66										18		2	0.01			
533	TEODOROVICI, Vasile	18		2	Ottawa TTC	3.67	3.67	0.01	3.66										18		2	0.01			
533	YAM, Kayden	18		2	Ottawa TTC	3.67	3.67	0.01	3.66										18		2	0.01			
533	BLACK, Sam	18		2	Ottawa TTC	3.67	3.67	0.01	3.66										18		2	0.01			
533	TSANG, Alex	18		2	Ottawa TTC	3.67	3.67	0.01	3.66										18		2	0.01			
560	GAO, Panda	18		1	MyTTC	3.66	3.66	0.00	3.66														18	1	
560	LINDBLOM, Brian	18		1	Ottawa TTC	3.66	3.66	0.00	3.66														18	1	
560	BAGGOTT, Mike	18		1	Ottawa TTC	3.66	3.66	0.00	3.66														18	1	
560	REZAEI, Arash	18		1	CCTTA	3.66	3.66	0.00	3.66														18	1	
560	AN, Taiqi	18		1	CCTTA	3.66	3.66	0.00	3.66														18	1	
560	FERNANDES, Mario	18		1	CCTTA	3.66	3.66	0.00	3.66														18	1	
560	ZHU, Frank	18		1	CCTTA	3.66	3.66	0.00	3.66														18	1	
560	TAN, Zijun	18		1	CCTTA	3.66	3.66	0.00	3.66														18	1	
560	LI, Nancy	18		1	CCTTA	3.66	3.66	0.00	3.66														18	1	
560	WANG, Vincent	18		1	MyTTC	3.66	3.66	0.00	3.66														18	1	